

Signify Classified - Internal  
Cooper Lighting Solutions Photometric Lab  
1121 Highway 74 South  
Peachtree City, GA 30269



Scaled data based on original data using  
LM-79-08 Approved Method: Electrical and Photometric Measurements of Solid-  
State Lighting Products

Test Report Prepared for  
Cooper Lighting Solutions  
(formerly Eaton)

Brand: INVUE

Report Number: P869030

Luminaire Tested: **EMM2-HSN-SA2C-740-U-T4W**

Issue Date: 08/22/2024



**Test Information**

Test Method: LM-79-08  
Report Number: P869030  
Test Lab: INNOVATION CENTER(G3)  
Issue Date: 08/22/2024  
Manufacturer: COOPER LIGHTING SOLUTIONS (FORMERLY EATON)  
Product Line: INVUE  
Catalog Number: EMM2-HSN-SA2C-740-U-T4W  
Description: EPIC MODERN SHORT HOUSING DISCRETE LED ARRAYS 120W 70CRI 4000K  
FIXTURE w/ TYPE IV WIDE DISTRIBUTION OPTIC  
Light Source: (20) 4000K CCT, 70 CRI LEDS  
Ballast/Driver: ELECTRONIC DRIVER

**Summary**

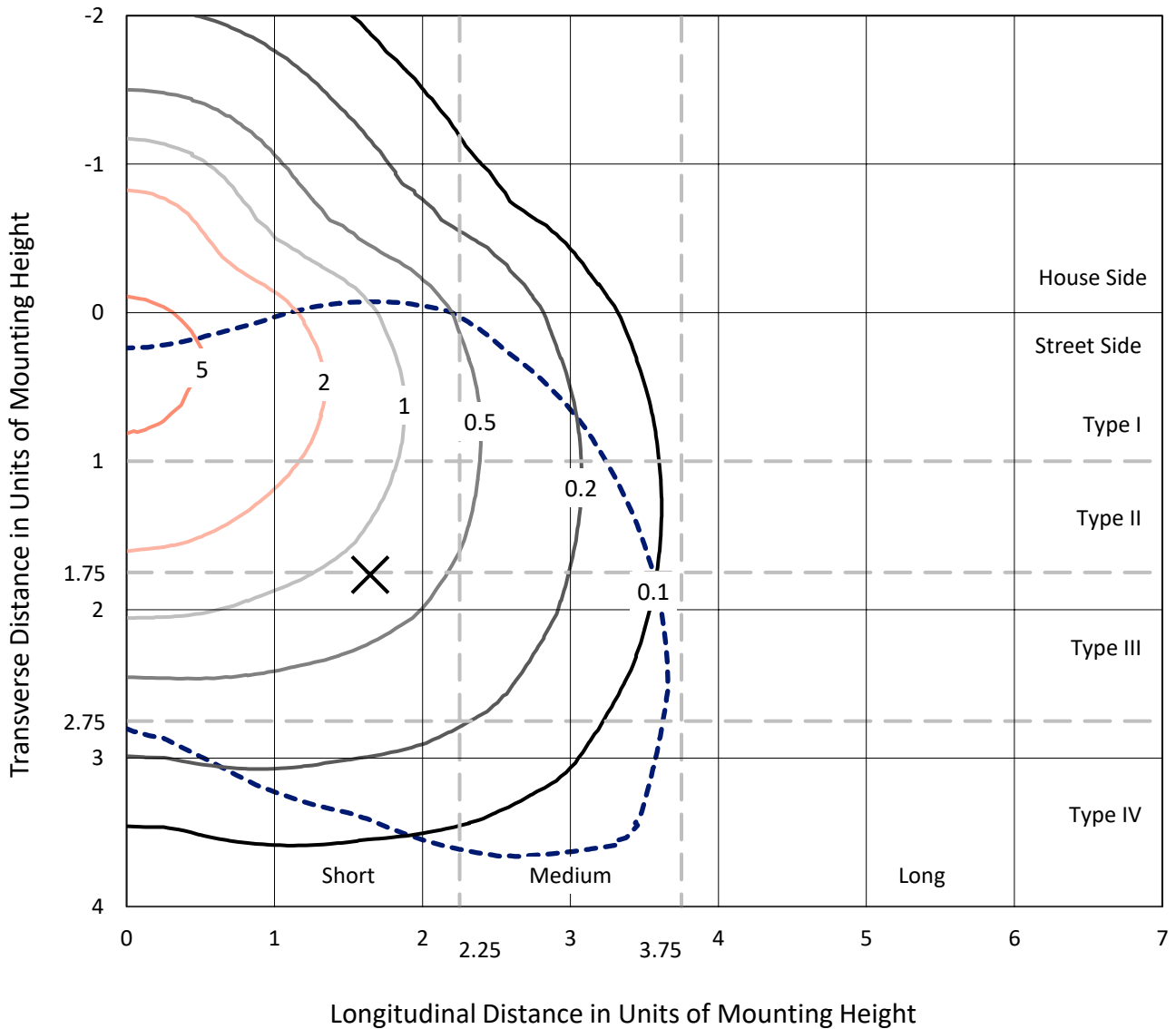
Lumens per Lamp: N/A  
Luminaire Lumens: 13553.6 lumens  
Efficiency: N/A  
Efficacy: 134.2 lumens/watt  
Luminous Opening: Rectangular (W 0.67' x L: 0.33' x H: 0')  
IES Classification: Type IV - Short  
BUG Rating: B2 - U0 - G2

Input Watts (W): 101  
Input Voltage (V): 120  
Input Current (A<sub>in</sub>): NR  
Voltage Rise (V): NR  
Power Factor: 0.99  
Total Harmonic Distortion (THDi): 9.45%  
Frequency (hertz): 60  
Stabilization Time: NR  
Operation Time: NR  
Ambient Temperature (°C): NR  
Test Distance: 24 FT

REPORT NUMBER: P869030  
 CATALOG NUMBER: EMM2-HSN-SA2C-740-U-T4W

### Iso-Footcandle Lines of Horizontal Illumination

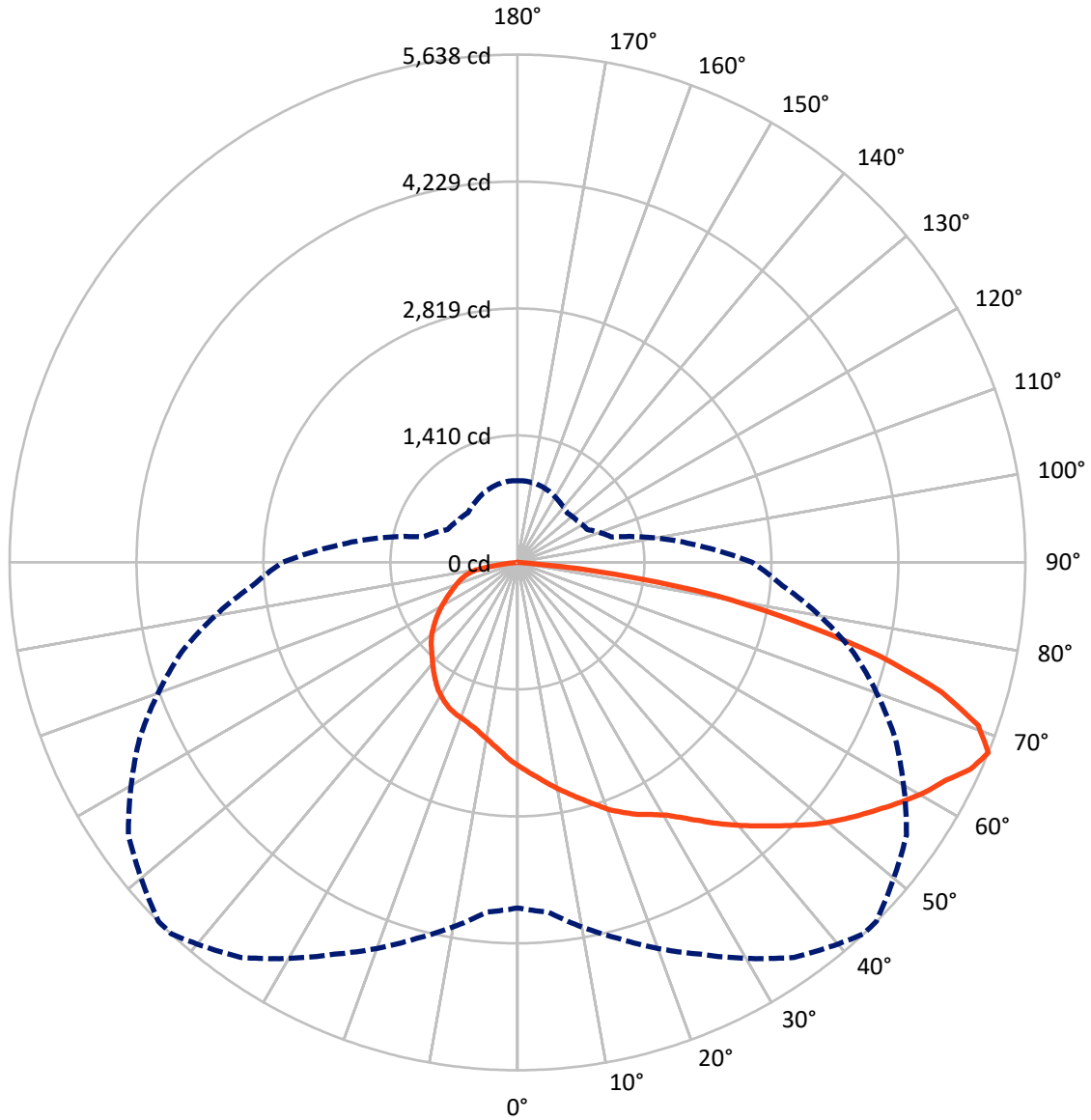
✕ Max cd  
 - - - 1/2 Max cd



Based on 20 foot mounting height. Maximum calculated value = 6.5 fc  
 Type IV - Short - N/A

REPORT NUMBER: P869030  
CATALOG NUMBER: EMM2-HSN-SA2C-740-U-T4W

### Luminous Intensity Polar Plot



— Vertical Plane Through 43-Deg Lateral    - - - Horizontal Cone Through 67.5-Deg Vertical

REPORT NUMBER: P869030  
 CATALOG NUMBER: EMM2-HSN-SA2C-740-U-T4W

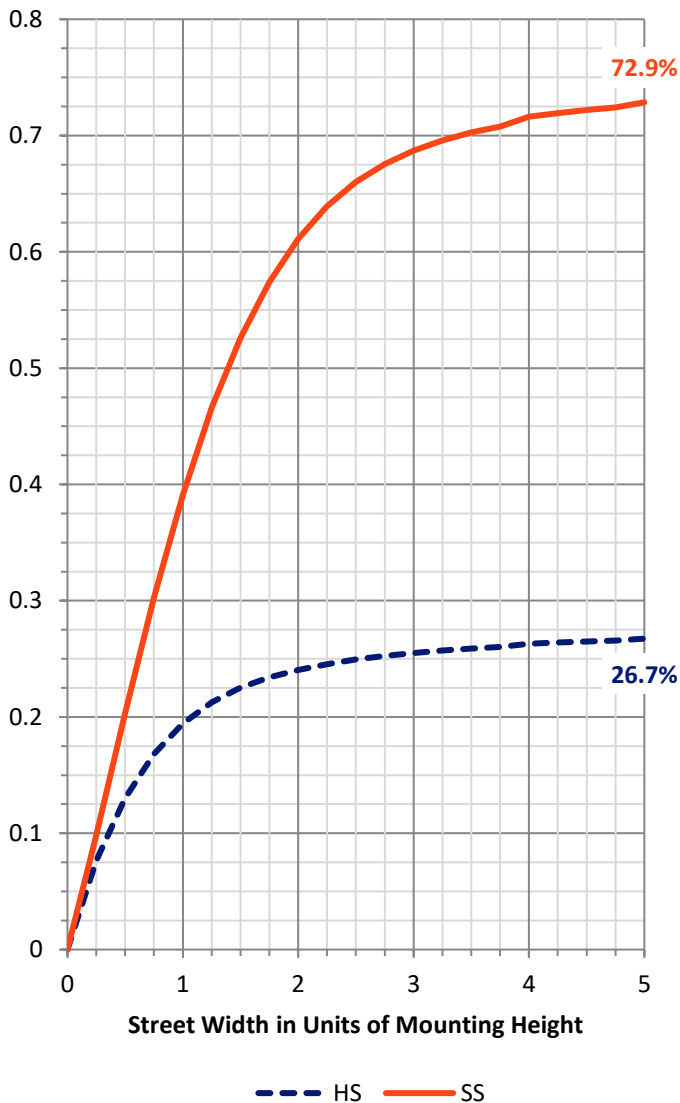
**FLUX DISTRIBUTION:**

		Downward	Upward	Total
<b>House Side</b>	Lumens	3646.0	0.0	3646.0
	% Fixture	26.9	0.0	26.9
<b>Street Side</b>	Lumens	9907.6	0.0	9907.6
	% Fixture	73.1	0.0	73.1
<b>Total</b>	Lumens	13553.6	0.0	13553.6
	% Fixture	100.0	0.0	100.0

**Coefficient of Utilization**

**ZONAL LUMENS:**

Zone	Lumens	% Fixture
0°-10°	216.5	1.6
10°-20°	661.2	4.9
20°-30°	1128.2	8.3
30°-40°	1645.4	12.1
40°-50°	2210.4	16.3
50°-60°	2705.9	20.0
60°-70°	2847.8	21.0
70°-80°	1859.2	13.7
80°-90°	278.9	2.1
90°-100°	0.0	0.0
100°-110°	0.0	0.0
110°-120°	0.0	0.0
120°-130°	0.0	0.0
130°-140°	0.0	0.0
140°-150°	0.0	0.0
150°-160°	0.0	0.0
160°-170°	0.0	0.0
170°-180°	0.0	0.0
0°-90°	13553.6	100.0
0°-180°	13553.6	100.0



REPORT NUMBER: P869030

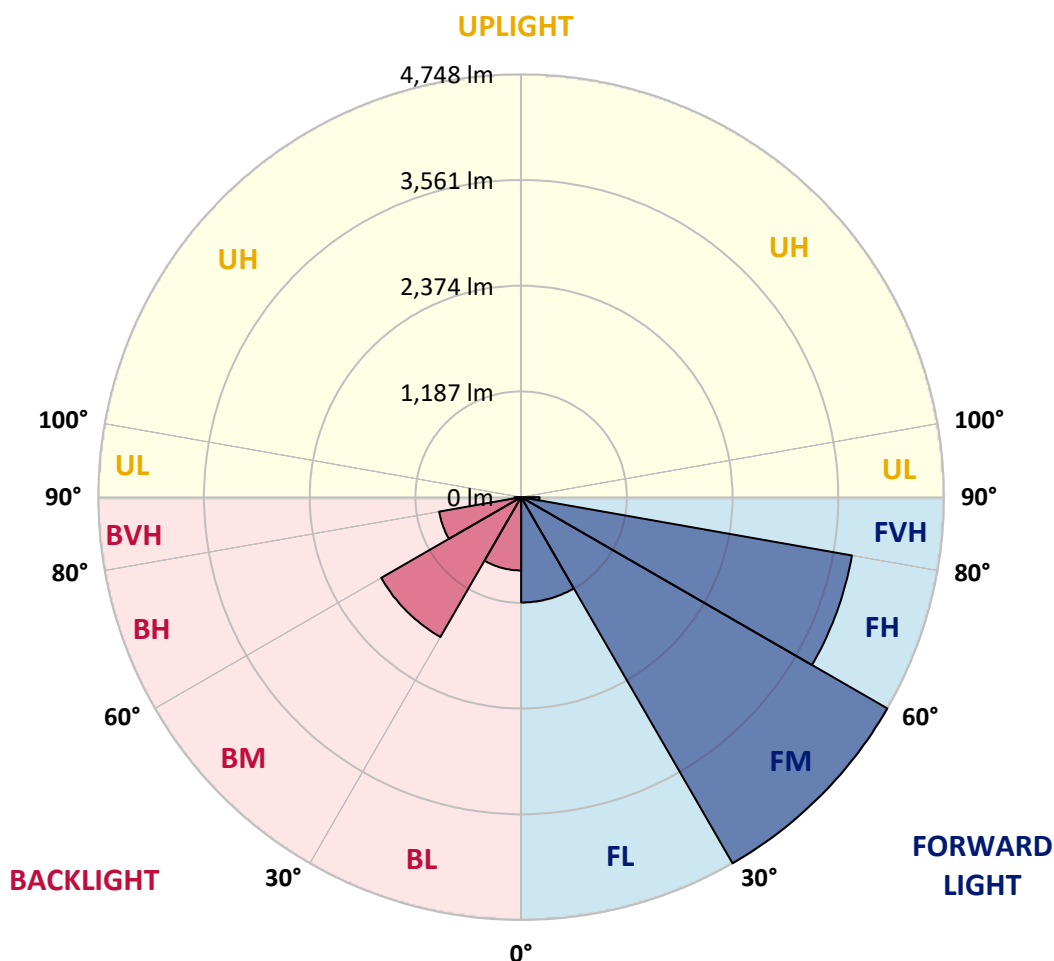
CATALOG NUMBER: EMM2-HSN-SA2C-740-U-T4W

**LUMINAIRE CLASSIFICATION SYSTEM LUMEN TABLE AND BUG RATING:**

Zone	Lumens	% Fixture	Zone Rating/Lumen Limit		
			B	U	G
FL (0°-30°)	1182.8	8.7			
FM (30°-60°)	4747.7	35.0			
FH (60°-80°)	3771.3	27.8			G2/5000
FVH (80°-90°)	205.8	1.5			G2/225
BL (0°-30°)	823.1	6.1	B2/1000		
BM (30°-60°)	1814.0	13.4	B2/2500		
BH (60°-80°)	935.7	6.9	B2/1000		G2/1000
BVH (80°-90°)	73.1	0.5			G1/100
UL (90°-100°)	0.0	0.0		U0/0	
UH (100°-180°)	0.0	0.0		U0/0	

**BUG Rating: B2-U0-G2**

Type IV Short





REPORT NUMBER: P869030

CATALOG NUMBER: EMM2-HSN-SA2C-740-U-T4W

**CANDELA DISTRIBUTION (FULL):**

	0°	5°	15°	25°	35°	43°	45°	55°	65°	75°	85°
0°	2262.5	2262.5	2262.5	2262.5	2262.5	2262.5	2262.5	2262.5	2262.5	2262.5	2262.5
2.5°	2366.7	2364.0	2355.7	2350.2	2333.8	2331.1	2331.1	2314.6	2295.4	2284.4	2273.5
5°	2473.7	2459.9	2454.5	2443.5	2416.1	2399.6	2405.1	2374.9	2336.5	2309.1	2278.9
7.5°	2569.6	2564.2	2545.0	2531.2	2498.3	2481.9	2476.4	2429.8	2380.4	2339.3	2289.9
10°	2684.8	2671.1	2660.1	2632.7	2588.8	2564.2	2555.9	2495.6	2432.5	2377.7	2311.9
12.5°	2789.0	2772.6	2758.9	2731.4	2687.6	2646.4	2635.5	2566.9	2487.4	2413.3	2331.1
15°	2868.6	2871.3	2857.6	2832.9	2783.6	2734.2	2726.0	2635.5	2539.5	2449.0	2350.2
17.5°	2942.6	2953.6	2945.4	2928.9	2879.5	2830.2	2821.9	2720.5	2605.3	2490.1	2372.2
20°	3013.9	3013.9	3011.2	3000.2	2964.5	2931.6	2915.2	2813.7	2668.4	2534.0	2402.4
22.5°	3055.0	3066.0	3066.0	3066.0	3044.1	3016.7	3011.2	2912.4	2753.4	2588.8	2429.8
25°	3118.1	3131.8	3131.8	3126.4	3107.2	3098.9	3090.7	2997.5	2835.7	2651.9	2459.9
27.5°	3252.5	3249.8	3227.8	3200.4	3173.0	3170.2	3159.3	3093.4	2931.6	2720.5	2501.1
30°	3439.0	3444.5	3417.0	3332.0	3269.0	3255.2	3258.0	3200.4	3044.1	2800.0	2547.7
32.5°	3724.2	3724.2	3617.2	3507.5	3417.0	3381.4	3373.2	3323.8	3159.3	2887.8	2599.8
35°	3938.1	3929.9	3869.5	3740.7	3628.2	3526.7	3513.0	3447.2	3288.2	2986.5	2657.4
37.5°	4099.9	4116.4	4069.7	3971.0	3861.3	3685.8	3658.4	3565.1	3406.1	3082.5	2715.0
40°	4412.5	4371.4	4259.0	4168.5	4036.8	3842.1	3817.4	3702.3	3526.7	3189.4	2786.3
42.5°	4640.2	4582.6	4453.7	4333.0	4168.5	3998.4	3976.5	3850.3	3666.6	3310.1	2860.3
45°	4966.5	4837.6	4659.4	4552.4	4319.3	4168.5	4141.0	4003.9	3812.0	3439.0	2953.6
47.5°	5281.9	5057.0	4867.8	4818.4	4483.8	4352.2	4330.3	4171.2	3968.3	3578.9	3044.1
50°	5240.8	5092.7	5029.6	4983.0	4626.5	4525.0	4503.0	4341.2	4127.3	3726.9	3134.6
52.5°	5136.5	5150.3	5153.0	5040.6	4760.8	4686.8	4664.8	4525.0	4291.9	3855.8	3222.3
55°	5246.2	5262.7	5260.0	5089.9	4917.1	4848.6	4834.9	4711.5	4450.9	3976.5	3285.4
57.5°	5413.5	5358.7	5350.5	5213.3	5084.4	5021.4	5004.9	4898.0	4585.3	4064.3	3334.8
60°	5443.7	5334.0	5369.6	5240.8	5210.6	5191.4	5185.9	5059.8	4711.5	4135.6	3354.0
62.5°	5106.4	5087.2	5227.0	5174.9	5276.4	5331.3	5334.0	5174.9	4780.0	4163.0	3334.8
65°	4530.5	4607.3	4908.9	5059.8	5375.1	5531.4	5526.0	5243.5	4771.8	4083.5	3216.9
67.5°	3836.6	3897.0	4322.0	4799.2	5353.2	5638.4	5635.7	5273.7	4629.2	3864.1	2950.8
70°	2909.7	3098.9	3702.3	4330.3	5057.0	5427.2	5473.9	5103.6	4302.8	3463.7	2547.7
72.5°	2213.1	2243.3	2972.8	3631.0	4527.7	4925.4	4917.1	4560.6	3757.1	2917.9	2122.6
75°	1571.4	1637.2	2237.8	2813.7	3710.5	4152.0	4132.8	3740.7	2997.5	2270.7	1623.5
77.5°	1171.0	1195.7	1637.2	2087.0	2775.3	3173.0	3164.7	2764.4	2204.9	1667.4	1209.4
80°	855.6	896.8	1179.2	1456.2	1881.3	2224.1	2213.1	1834.7	1415.1	1165.5	883.1
82.5°	479.9	510.1	685.6	880.3	992.8	1099.7	1053.1	880.3	644.5	501.9	433.3
85°	13.7	16.5	24.7	30.2	52.1	87.8	96.0	85.0	101.5	63.1	68.6
87.5°	5.5	5.5	5.5	5.5	5.5	8.2	8.2	8.2	8.2	8.2	8.2
90°	0.0	0.0	0.0	0.0	0.0	0.0	0.0	0.0	0.0	0.0	0.0



REPORT NUMBER: P869030

CATALOG NUMBER: EMM2-HSN-SA2C-740-U-T4W

**CANDELA DISTRIBUTION (continued):**

	90°	95°	105°	115°	125°	135°	145°	155°	165°	175°	180°
0°	2262.5	2262.5	2262.5	2262.5	2262.5	2262.5	2262.5	2262.5	2262.5	2262.5	2262.5
2.5°	2268.0	2257.0	2235.1	2221.4	2213.1	2202.2	2185.7	2174.7	2166.5	2177.5	2174.7
5°	2265.2	2243.3	2204.9	2177.5	2150.1	2128.1	2103.4	2084.2	2073.3	2078.7	2076.0
7.5°	2265.2	2237.8	2177.5	2133.6	2092.5	2059.6	2032.1	2007.4	1996.5	1999.2	1996.5
10°	2276.2	2237.8	2158.3	2095.2	2040.4	2002.0	1971.8	1949.9	1941.6	1949.9	1952.6
12.5°	2287.2	2237.8	2141.8	2062.3	1991.0	1949.9	1922.4	1908.7	1914.2	1916.9	1919.7
15°	2292.7	2235.1	2125.4	2023.9	1944.4	1900.5	1884.0	1881.3	1895.0	1908.7	1911.5
17.5°	2306.4	2232.3	2100.7	1985.5	1903.2	1867.6	1859.4	1870.3	1897.8	1916.9	1922.4
20°	2322.8	2237.8	2073.3	1938.9	1862.1	1834.7	1848.4	1873.1	1906.0	1933.4	1938.9
22.5°	2339.3	2240.6	2048.6	1897.8	1818.2	1812.7	1842.9	1878.6	1916.9	1944.4	1949.9
25°	2358.5	2240.6	2015.7	1845.6	1774.3	1782.6	1829.2	1875.8	1911.5	1947.1	1952.6
27.5°	2377.7	2246.0	1980.0	1788.1	1719.5	1744.2	1801.8	1859.4	1897.8	1933.4	1941.6
30°	2410.6	2257.0	1949.9	1738.7	1664.6	1697.6	1766.1	1831.9	1873.1	1911.5	1919.7
32.5°	2443.5	2273.5	1925.2	1686.6	1609.8	1648.2	1725.0	1799.0	1842.9	1878.6	1884.0
35°	2487.4	2295.4	1906.0	1634.5	1554.9	1585.1	1667.4	1749.7	1799.0	1826.4	1840.2
37.5°	2534.0	2325.6	1889.5	1587.9	1494.6	1522.0	1609.8	1697.6	1749.7	1777.1	1782.6
40°	2591.6	2366.7	1878.6	1544.0	1437.0	1459.0	1546.7	1642.7	1692.1	1711.3	1722.2
42.5°	2654.7	2410.6	1870.3	1500.1	1373.9	1395.9	1489.1	1582.4	1631.7	1648.2	1656.4
45°	2734.2	2468.2	1864.8	1453.5	1321.8	1341.0	1434.3	1527.5	1568.7	1590.6	1598.8
47.5°	2808.2	2525.8	1848.4	1398.6	1264.3	1291.7	1376.7	1459.0	1505.6	1519.3	1527.5
50°	2882.3	2575.1	1815.5	1338.3	1212.1	1236.8	1313.6	1373.9	1409.6	1426.1	1431.5
52.5°	2953.6	2610.8	1763.4	1275.2	1157.3	1173.8	1236.8	1294.4	1319.1	1324.6	1341.0
55°	3000.2	2630.0	1689.3	1201.2	1102.5	1107.9	1154.6	1206.7	1220.4	1223.1	1223.1
57.5°	3033.1	2619.0	1601.6	1127.1	1047.6	1047.6	1075.0	1116.2	1121.6	1124.4	1129.9
60°	3038.6	2580.6	1489.1	1058.6	987.3	979.0	1006.5	1031.1	1033.9	1039.4	1044.9
62.5°	2997.5	2495.6	1368.5	992.8	929.7	910.5	935.2	959.8	973.6	981.8	987.3
65°	2871.3	2322.8	1231.3	926.9	874.8	841.9	872.1	913.2	940.6	943.4	943.4
67.5°	2608.0	2043.1	1086.0	858.4	809.0	778.8	817.2	861.1	894.0	907.7	905.0
70°	2210.4	1733.2	951.6	787.1	743.2	724.0	765.1	814.5	841.9	852.9	858.4
72.5°	1779.8	1387.7	833.7	715.8	685.6	674.6	715.8	765.1	803.5	820.0	822.7
75°	1384.9	1091.5	735.0	641.7	617.0	619.8	663.7	713.0	754.2	762.4	737.7
77.5°	1075.0	869.3	641.7	554.0	540.3	559.5	603.3	655.4	680.1	688.3	671.9
80°	776.1	666.4	518.3	436.0	436.0	466.2	504.6	564.9	573.2	562.2	567.7
82.5°	367.5	323.6	255.0	211.2	197.5	219.4	233.1	252.3	274.2	279.7	266.0
85°	49.4	32.9	24.7	27.4	24.7	16.5	11.0	11.0	11.0	8.2	8.2
87.5°	8.2	8.2	5.5	5.5	5.5	5.5	5.5	5.5	2.7	2.7	2.7
90°	0.0	0.0	0.0	0.0	0.0	0.0	0.0	0.0	0.0	0.0	0.0



LM-79-2019: Approved Method: Electrical and Photometric Measurements of Solid-  
State Lighting Products

Report Prepared for

Cooper Lighting Solutions

Streetworks

Report Number: SP1-2407-157-5

Test Date: 08/07/2024

Luminaire Tested: MEM2-HTN-SA-40-740-U-5WQ-2

Data in this report applies to families of products including MEM2-HTN-SA-40-740-U-5WQ-2

**Test Information**

Test Method: LM-79-2019  
 Report Number: SP1-2407-157-5  
 Test Lab: COOPER LIGHTING SOLUTIONS  
 Photometer: SP1 - 76IN SPHERE  
 Measurement Geometry: 4π  
 Issue Date: 08/20/2024  
 Manufacturer: COOPER LIGHTING SOLUTIONS  
 Product Line: Streetworks  
 Catalog Number: **MEM2-HTN-SA-40-740-U-5WQ-2**  
 Description: Epic Modern Light Square 40W 5WQ Optic and Flare Trim

**Spectral Parameters**

CCT (K): 3915  
 CIE u': 0.2262  
 CIE v': 0.5044  
 Duv: 0.0010  
 CIE x: 0.3850  
 CIE y: 0.3816  
 CIE z: 0.2334  
 Peak Wavelength (nm): 449  
 Dominant Wavelength (nm): 578  
 Purity: 30.05482  
 Rf: 73.2  
 Rg: 93.9

CRI (Ra):	71.0		
R1:	67.6	R9:	-38.4
R2:	78.3	R10:	48.9
R3:	87.1	R11:	65.3
R4:	69.7	R12:	40.4
R5:	67.4	R13:	69.3
R6:	69.3	R14:	92.6
R7:	79.7	R15:	59.9
R8:	48.7		



**Test Conditions**

Stabilization Time: 21M  
 Operation Time: 1H 21M  
 Sphere Temperature (°C): 24.2

REPORT NUMBER: SP1-2407-157-5

Measurement and Test Equipment			
Instrument	Identification Number	Calibration Date	Calibration Due Date
Photometer	IN0058	6/18/2024	12/18/2024
Power Meter	INXT2011004	2/8/2024	2/8/2025
AC Power Source	IN0063	10/24/2023	10/24/2024
DC Power Source	IN0208	10/24/2023	10/24/2024
Sphere Thermometer	IN0085	10/24/2023	10/24/2024
Room Thermometer	IN0046	10/24/2023	10/24/2024

REPORT NUMBER: SP1-2407-157-5

CIE 1931 Chromaticity Diagram



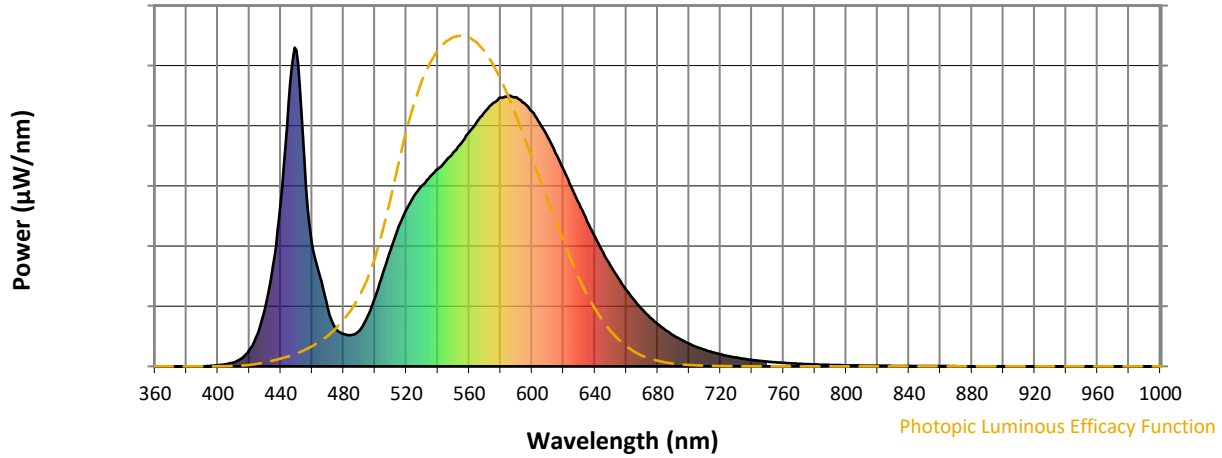
CIE 1931 Chromaticity Diagram with 2017 ANSI 7-Step and 4-Step Quadrangles



Point lies inside the ANSI 4000K 4-step quadrangle

REPORT NUMBER: SP1-2407-157-5

**Photopic Flux vs. Wavelength**



**Photopic Lumens: NR**

λ (nm)	Power W <sup>^</sup> /nm	Lumens (φ/nm)	λ (nm)	Power W <sup>^</sup> /nm	Lumens (φ/nm)	λ (nm)	Power W <sup>^</sup> /nm	Lumens (φ/nm)	λ (nm)	Power W <sup>^</sup> /nm	Lumens (φ/nm)	λ (nm)	Power W <sup>^</sup> /nm	Lumens (φ/nm)
360	0	NR	490	112	NR	620	618	NR	750	15	NR	880	0	NR
365	0	NR	495	153	NR	625	563	NR	755	13	NR	885	0	NR
370	0	NR	500	216	NR	630	510	NR	760	11	NR	890	0	NR
375	0	NR	505	291	NR	635	456	NR	765	9	NR	895	0	NR
380	0	NR	510	366	NR	640	407	NR	770	8	NR	900	0	NR
385	0	NR	515	436	NR	645	359	NR	775	7	NR	905	0	NR
390	0	NR	520	492	NR	650	316	NR	780	6	NR	910	0	NR
395	2	NR	525	536	NR	655	277	NR	785	5	NR	915	0	NR
400	4	NR	530	567	NR	660	240	NR	790	4	NR	920	0	NR
405	7	NR	535	596	NR	665	208	NR	795	4	NR	925	0	NR
410	12	NR	540	619	NR	670	179	NR	800	3	NR	930	0	NR
415	25	NR	545	644	NR	675	154	NR	805	3	NR	935	0	NR
420	51	NR	550	671	NR	680	133	NR	810	3	NR	940	0	NR
425	100	NR	555	701	NR	685	114	NR	815	2	NR	945	0	NR
430	180	NR	560	735	NR	690	98	NR	820	2	NR	950	0	NR
435	315	NR	565	768	NR	695	83	NR	825	2	NR	955	0	NR
440	514	NR	570	798	NR	700	71	NR	830	1	NR	960	0	NR
445	828	NR	575	825	NR	705	61	NR	835	1	NR	965	0	NR
450	992	NR	580	843	NR	710	52	NR	840	1	NR	970	0	NR
455	652	NR	585	848	NR	715	44	NR	845	1	NR	975	0	NR
460	382	NR	590	844	NR	720	38	NR	850	1	NR	980	0	NR
465	282	NR	595	826	NR	725	32	NR	855	1	NR	985	0	NR
470	180	NR	600	800	NR	730	28	NR	860	1	NR	990	0	NR
475	119	NR	605	762	NR	735	24	NR	865	1	NR	995	0	NR
480	101	NR	610	719	NR	740	20	NR	870	1	NR	1000	0	NR
485	98	NR	615	669	NR	745	17	NR	875	0	NR			

REPORT NUMBER: SP1-2407-157-5

**Scotopic Flux vs. Wavelength**



**Scotopic Lumens: NR**

**S/P: 1.49**

$\lambda$ (nm)	Power $\text{W}^{\wedge}/\text{nm}$	Lumens ( $\phi/\text{nm}$ )	$\lambda$ (nm)	Power $\text{W}^{\wedge}/\text{nm}$	Lumens ( $\phi/\text{nm}$ )	$\lambda$ (nm)	Power $\text{W}^{\wedge}/\text{nm}$	Lumens ( $\phi/\text{nm}$ )	$\lambda$ (nm)	Power $\text{W}^{\wedge}/\text{nm}$	Lumens ( $\phi/\text{nm}$ )	$\lambda$ (nm)	Power $\text{W}^{\wedge}/\text{nm}$	Lumens ( $\phi/\text{nm}$ )
360	0	NR	490	112	NR	620	618	NR	750	15	NR	880	0	NR
365	0	NR	495	153	NR	625	563	NR	755	13	NR	885	0	NR
370	0	NR	500	216	NR	630	510	NR	760	11	NR	890	0	NR
375	0	NR	505	291	NR	635	456	NR	765	9	NR	895	0	NR
380	0	NR	510	366	NR	640	407	NR	770	8	NR	900	0	NR
385	0	NR	515	436	NR	645	359	NR	775	7	NR	905	0	NR
390	0	NR	520	492	NR	650	316	NR	780	6	NR	910	0	NR
395	2	NR	525	536	NR	655	277	NR	785	5	NR	915	0	NR
400	4	NR	530	567	NR	660	240	NR	790	4	NR	920	0	NR
405	7	NR	535	596	NR	665	208	NR	795	4	NR	925	0	NR
410	12	NR	540	619	NR	670	179	NR	800	3	NR	930	0	NR
415	25	NR	545	644	NR	675	154	NR	805	3	NR	935	0	NR
420	51	NR	550	671	NR	680	133	NR	810	3	NR	940	0	NR
425	100	NR	555	701	NR	685	114	NR	815	2	NR	945	0	NR
430	180	NR	560	735	NR	690	98	NR	820	2	NR	950	0	NR
435	315	NR	565	768	NR	695	83	NR	825	2	NR	955	0	NR
440	514	NR	570	798	NR	700	71	NR	830	1	NR	960	0	NR
445	828	NR	575	825	NR	705	61	NR	835	1	NR	965	0	NR
450	992	NR	580	843	NR	710	52	NR	840	1	NR	970	0	NR
455	652	NR	585	848	NR	715	44	NR	845	1	NR	975	0	NR
460	382	NR	590	844	NR	720	38	NR	850	1	NR	980	0	NR
465	282	NR	595	826	NR	725	32	NR	855	1	NR	985	0	NR
470	180	NR	600	800	NR	730	28	NR	860	1	NR	990	0	NR
475	119	NR	605	762	NR	735	24	NR	865	1	NR	995	0	NR
480	101	NR	610	719	NR	740	20	NR	870	1	NR	1000	0	NR
485	98	NR	615	669	NR	745	17	NR	875	0	NR			

REPORT NUMBER: SP1-2407-157-5

**Melanopic Flux vs. Wavelength**



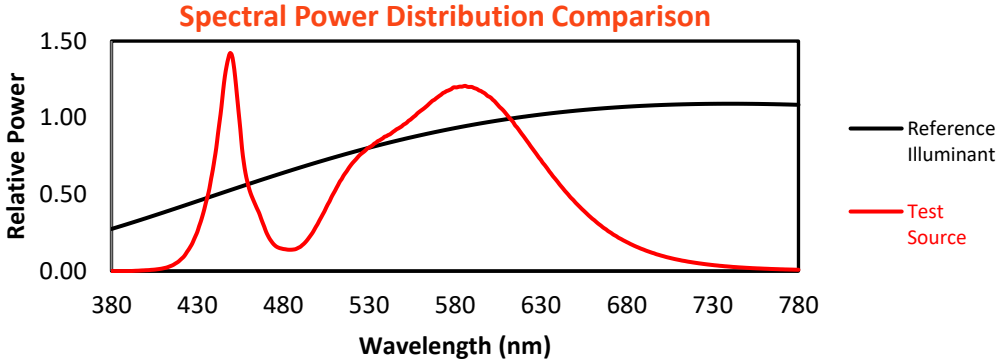
**Melanopic Lumens: NR**

**M/P: 2.88**

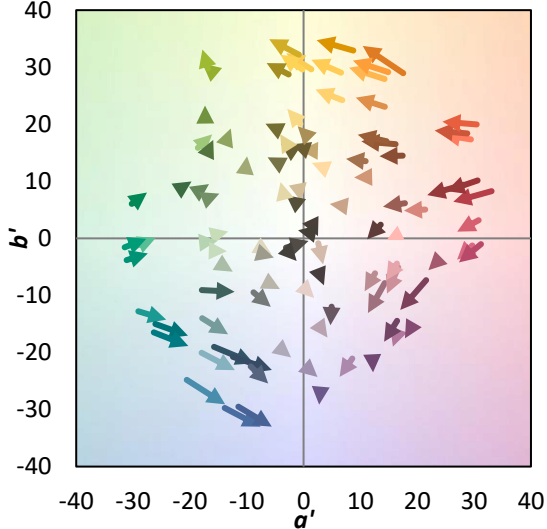
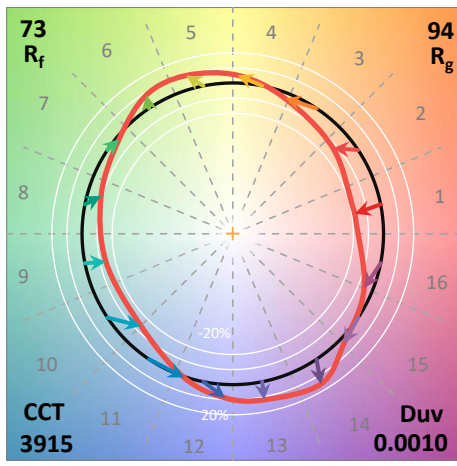
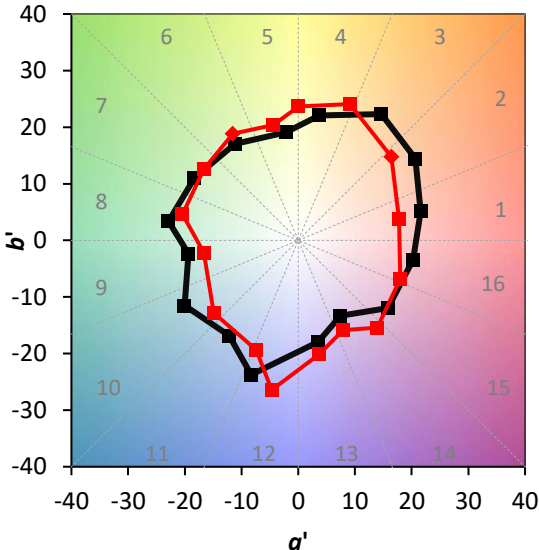
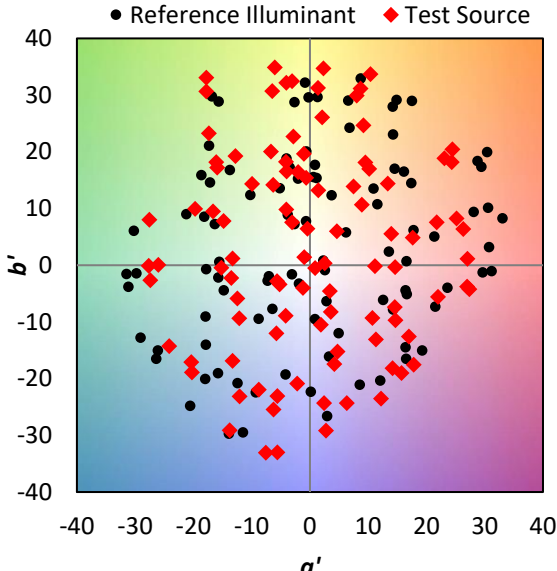
λ (nm)	Power W <sup>^</sup> /nm	Lumens (φ/nm)	λ (nm)	Power W <sup>^</sup> /nm	Lumens (φ/nm)	λ (nm)	Power W <sup>^</sup> /nm	Lumens (φ/nm)	λ (nm)	Power W <sup>^</sup> /nm	Lumens (φ/nm)	λ (nm)	Power W <sup>^</sup> /nm	Lumens (φ/nm)
360	0	NR	490	112	NR	620	618	NR	750	15	NR	880	0	NR
365	0	NR	495	153	NR	625	563	NR	755	13	NR	885	0	NR
370	0	NR	500	216	NR	630	510	NR	760	11	NR	890	0	NR
375	0	NR	505	291	NR	635	456	NR	765	9	NR	895	0	NR
380	0	NR	510	366	NR	640	407	NR	770	8	NR	900	0	NR
385	0	NR	515	436	NR	645	359	NR	775	7	NR	905	0	NR
390	0	NR	520	492	NR	650	316	NR	780	6	NR	910	0	NR
395	2	NR	525	536	NR	655	277	NR	785	5	NR	915	0	NR
400	4	NR	530	567	NR	660	240	NR	790	4	NR	920	0	NR
405	7	NR	535	596	NR	665	208	NR	795	4	NR	925	0	NR
410	12	NR	540	619	NR	670	179	NR	800	3	NR	930	0	NR
415	25	NR	545	644	NR	675	154	NR	805	3	NR	935	0	NR
420	51	NR	550	671	NR	680	133	NR	810	3	NR	940	0	NR
425	100	NR	555	701	NR	685	114	NR	815	2	NR	945	0	NR
430	180	NR	560	735	NR	690	98	NR	820	2	NR	950	0	NR
435	315	NR	565	768	NR	695	83	NR	825	2	NR	955	0	NR
440	514	NR	570	798	NR	700	71	NR	830	1	NR	960	0	NR
445	828	NR	575	825	NR	705	61	NR	835	1	NR	965	0	NR
450	992	NR	580	843	NR	710	52	NR	840	1	NR	970	0	NR
455	652	NR	585	848	NR	715	44	NR	845	1	NR	975	0	NR
460	382	NR	590	844	NR	720	38	NR	850	1	NR	980	0	NR
465	282	NR	595	826	NR	725	32	NR	855	1	NR	985	0	NR
470	180	NR	600	800	NR	730	28	NR	860	1	NR	990	0	NR
475	119	NR	605	762	NR	735	24	NR	865	1	NR	995	0	NR
480	101	NR	610	719	NR	740	20	NR	870	1	NR	1000	0	NR
485	98	NR	615	669	NR	745	17	NR	875	0	NR			

**Summary**

$R_f = 73.2$   
 $R_g = 93.9$   
 $CIE R_a = 71.0$   
 $R_g = -38.4$



**Color Vector Graphics**



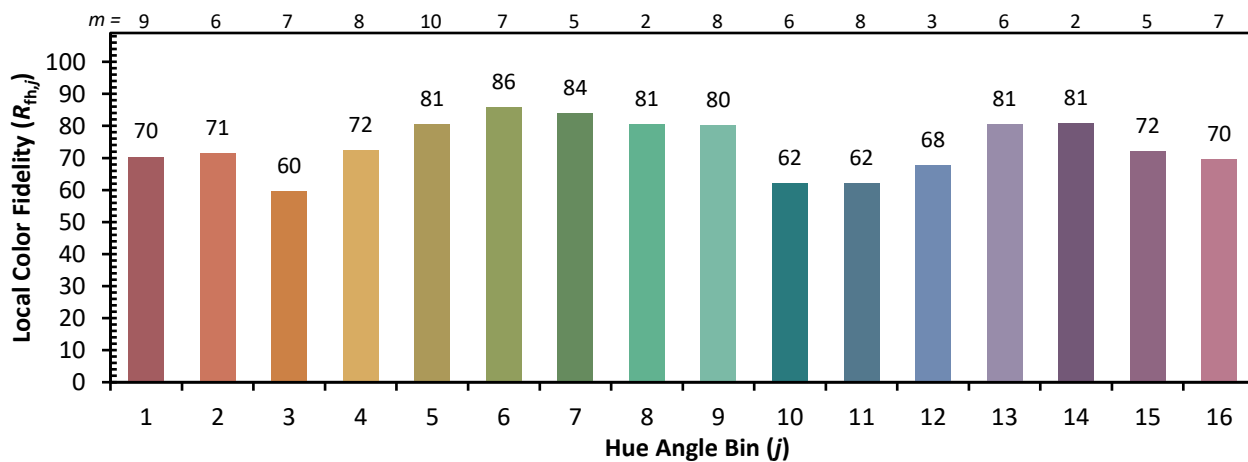
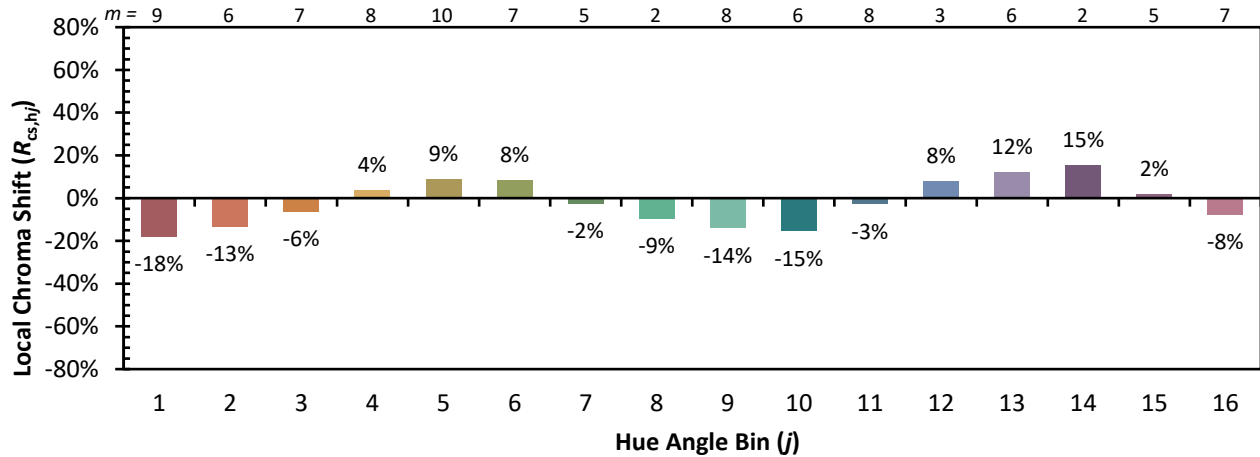


**Individual Sample Fidelity Index ( $R_{f,i}$ )**

CES01 = 85	CES26 = 61	CES51 = 88	CES76 = 50
CES02 = 61	CES27 = 88	CES52 = 87	CES77 = 69
CES03 = 30	CES28 = 81	CES53 = 77	CES78 = 53
CES04 = 70	CES29 = 65	CES54 = 84	CES79 = 81
CES05 = 47	CES30 = 81	CES55 = 83	CES80 = 78
CES06 = 50	CES31 = 69	CES56 = 73	CES81 = 77
CES07 = 40	CES32 = 60	CES57 = 72	CES82 = 91
CES08 = 39	CES33 = 76	CES58 = 73	CES83 = 89
CES09 = 29	CES34 = 70	CES59 = 85	CES84 = 86
CES10 = 74	CES35 = 83	CES60 = 89	CES85 = 77
CES11 = 57	CES36 = 91	CES61 = 81	CES86 = 71
CES12 = 63	CES37 = 79	CES62 = 85	CES87 = 76
CES13 = 42	CES38 = 92	CES63 = 72	CES88 = 80
CES14 = 74	CES39 = 96	CES64 = 64	CES89 = 70
CES15 = 71	CES40 = 91	CES65 = 61	CES90 = 79
CES16 = 46	CES41 = 93	CES66 = 57	CES91 = 74
CES17 = 49	CES42 = 80	CES67 = 54	CES92 = 57
CES18 = 56	CES43 = 76	CES68 = 63	CES93 = 74
CES19 = 72	CES44 = 99	CES69 = 73	CES94 = 51
CES20 = 65	CES45 = 85	CES70 = 55	CES95 = 65
CES21 = 86	CES46 = 82	CES71 = 48	CES96 = 76
CES22 = 78	CES47 = 86	CES72 = 83	CES97 = 84
CES23 = 92	CES48 = 77	CES73 = 45	CES98 = 75
CES24 = 91	CES49 = 80	CES74 = 93	CES99 = 62
CES25 = 72	CES50 = 88	CES75 = 51	



Color Rendition by Hue-Angle Bin



Measure Comparisons



(END OF REPORT)